

Removing the "Kick" from screw pump piping systems

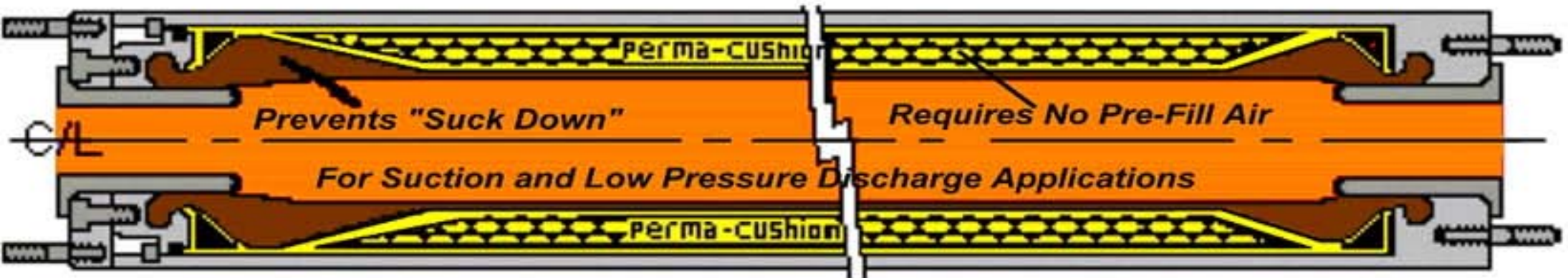


Your pump connections suit its flow, and its fluctuations are related to the pump type, so the DAMPERS HAVE BEEN PRE-SELECTED for you. Simply choose the damper that matches your connection size. Or call us, with your RPM, flow rate, and required smoothness, so that we can make a specific selection for you.

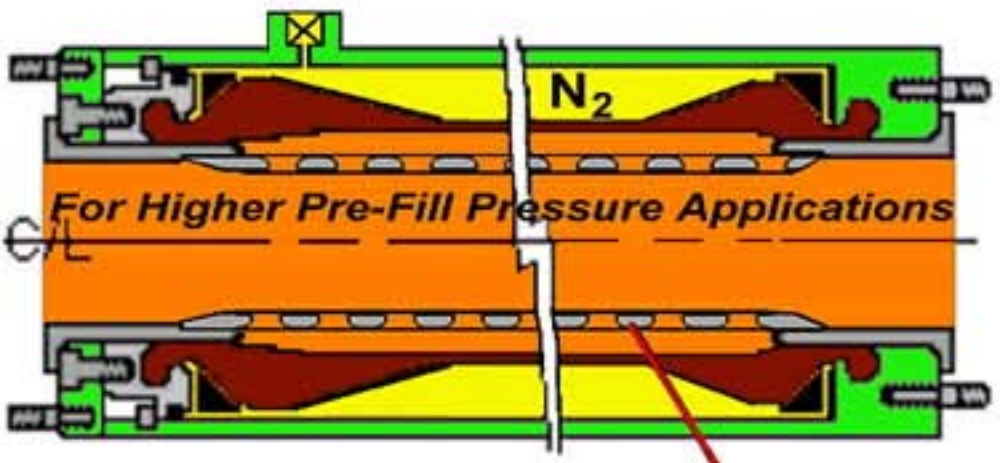
Please State Material preferences and model Number below when ORDERING :	Connections	Connct. Type	Capacity	Pres.	Wetted	Length	Diam	Weight	Spares Kit	*
	To Pump	to Sys.	N ₂ Nom. Litres	@ 93 C Lbs/In ²	your choice Dims. For	L Inch.	D Inch	Dry Kg.	State With or without PermaCushion foam & or Suport Tube	
Scw-Pug 230	/ 3/4" x 3/4"	TriClmp./	4.0 Lt./	750p /	316L	52	3.4	25	/ T41x26x1257x69	?/
Scw-Pug 345	/ 1" x 1"	R.J.T./	6.0 Lt./	625p /	316L	45	4.4	30	/ T52x38x1079x96	?/
Scw-Pug 460	/ 1.25" x 1.25"	I.D.F./	7.5 Lt./	550p /	316L	32	5.5	37	/ T52x38x790 x96	?/
Scw-Pug 690	/ 1.5" x 1.5"	Chry. Bur./	11.5Lt./	750p /	316L	41	6.6	43	/ T74x58x978 x122	?/
Scw-Pug 1155	/ 2 x 2	TriClmp. /	18.9Lt./	750p /	316L	64	6.6	56	/ T74x58x1562x122	?/
Scw-Pug 1850	/ 3 x 3	150# /	30 Lt./	275p /	316L	55	8.6	114	/T120x100x1210x190	?/
Scw-Pug 2310	/ 4 x 4	150# /	38 Lt./	275p /	316L	45	10.7	182	/T120x100x1040x252	?/
Scw-Pug 3000	/ 6 x 6	150# /	49 Lt./	275p /	316L	45	12.7	239	/T185x165x1040x242	?/
Scw-Pug 4620	/ 8 x 8	150# /	76 Lt./	275p /	316L	65	14	432	/T239x219x1550x260	?/
Scw-Pug 6000	/ 8 x 8	300# /	100 Lt./	580p /	316L	60	15.9	573	/T239x219x1372 x320	?/
Scw-Pug 9000	/ 10" x 10"	300# /	147 Lt./	580p /	316L	64	17.9	677	/T274x249x1448x320	?/
Scw-Pug 12250	/ 10" x 10"	600# /	200 Lt./	1200p /	316L	70	19.9	895	/T274x249x1575x368	?/
Scw-Pug 18250	/ 12" x 12"	600# /	300 Lt./	1200p /	316L	91	21.9	1307	/T342x318x2110x380	?/

* The question mark "?" = Letters, showing your choice of compatible elastomer, add the letter to ordering Pt. Nbr. - N=Buna N, E=EP, H=Hypalon, x V=Fluoro-Carbon, x x= addition to cost
 A20 = Alloy 20, H22 = Hasteloy 22, Ti2 = Titanium 2, Tan = Tantalum, Zir Zirconium, DSS = Duplex Stainless, SDSS = Super Duplex.

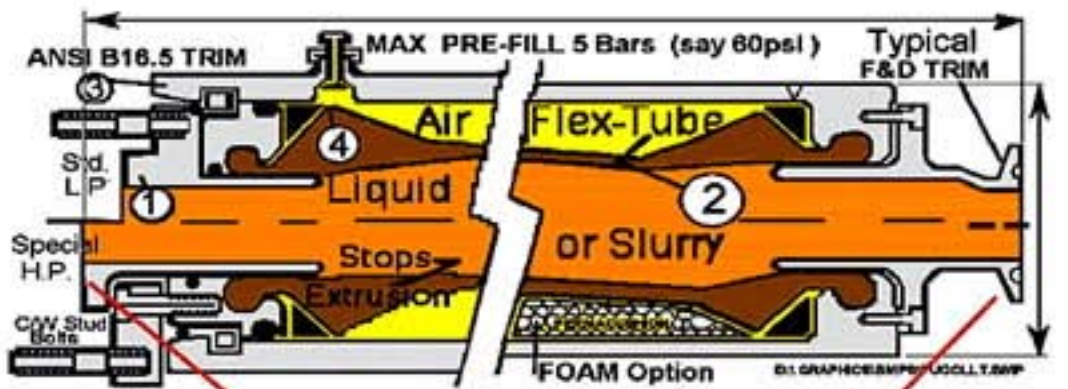
With The PUMPGUARD pulse damper.



Typical configuration for an ANSI B16.5 or DIN flanged suction piping



With perforated Flex-Tube support



Typical for a high pressure discharge

Typical for a food or beverage application



Where there is no occupational health and safety need for in place flush through before servicing, nor any process requirement for constant temperature, or first in first out need to control residence time, not even clean before changing liquids it is still least expensive to use a standard twin connection damper, & save a "T". Use the other connection for the system drain, relief valve, or branch line. Waveguard and DAMPERS for frequencies above 10 Hz., systems shorter than 300 meters or 1000 ft, must use the FLOW-THRU. feature.

PUMPS make FLOW, SYSTEMS cause PRESSURE, pressure pulsation is a system response, AND a system responsibility NOT a pump manufacturers liability.